



Liberté • Égalité • Fraternité

RÉPUBLIQUE FRANÇAISE

EMBASSY OF FRANCE IN CANADA

Update : 12/08/2009

YOUTH EXCHANGES AGREEMENT

2B VISA APPLICATION KIT: Inter-University Exchange

The visa 2B kit was created by the French Embassy in Canada to enable you to prepare and submit a complete file to the visa services at the General Consulate of France in your district. We kindly request that you present your file in the order indicated in the check list.



TABLE OF CONTENTS:

1. 2B visa: presentation	2
2. Eligibility	2
3. Required documents	2
4. Photo specifications:	5
5. Application for long-term visa (6 pages).....	5
6. Affidavit.....	12
7. Proof of sufficient financial means	13
8. Document check list.....	14
9. Campus France notice.....	15
10. How and where to submit your visa application?.....	16

1. 2B visa: presentation

This visa is for Canadian students wishing to complete part of their university curriculum at an institution in France, within the inter-university agreement program.

↳ *Maximum length of stay: 12 months*

2. Eligibility

- Must be between the ages of 18 and 35 upon submission of the application;
- Must be a Canadian citizen and reside in Canada upon submission of application;
- Must be in possession of a Canadian passport, valid for a minimum of 3 months after the completion of the visit;
- Must be financially stable for the duration of the visit;
- Must be registered at Campus-France Canada (www.canada.campusfrance.org);
- Must not leave for France earlier than three weeks prior to the beginning of classes in France; and,
- Must leave French territory upon completion of your studies.

3. Required documents

Please see the following list of documents that you will be required to provide. Visa Services will return all original documents.

- Two long-term stay application forms, duly completed and signed.
- Three recent identity photos. The format must be 35mm X 45mm format with a clear and plain background. One photo must be affixed to each form and a third must be added to the file (see section four for more details). Photocopies will not be accepted.
- If the application is submitted by mail, please attach a document specifying the departure date from Canada to France.
- Your Canadian passport + photocopy. It must be valid for at least three months after the end of your stay in France. It must contain your signature as well as a minimum of two blank pages. The visa is validated by a sticker that will be affixed to one of the pages of the passport.
- Return flight ticket, or proof of sufficient financial means to purchase it before your departure (minimum of CAD \$1,000 or CAD \$1,500 if you reside in the Vancouver district).

- **Proof of financial resources amounting to at least CAD \$1,000 per month of stay to cover expenses of the trip. Proof examples:**
 - **Letter from your bank or bank statement proving that you possess the minimum amount required to obtain your visa. Your name and bank coordinates must be indicated on the document as well as the name and signature of a bank representative. Documents obtained through the Internet or from automatic teller machines are not accepted;**

or:

A declaration under oath by a guardian, attesting that they will provide the minimum amount required, signed before a public notary, who will then notarize and sign the document. If the guarantor resides in France, attach proof of financial support, such as a bank statement, tax form, letter from employer, etc., and proof of French nationality or residence status in France, i.e. residence permit

or:

- **Proof of sufficient financial means (annexe 7) signed**
- **An Xpress, Fedex or Purolator envelope with prepaid postage for the return of your file (if your application is submitted by mail).**
 - **You must bring your CampusFrance ID number (www.canada.campusfrance.org). See *section 9* for instruction.**
 - **A document from your provincial insurance provider (letter from health care provider or agreement protocol for the province of Quebec), proving coverage for a period of a year, regardless of the length of your stay in France. You will be required to provide proof of your medical coverage by the Sécurité sociale in France for the solicitation of the residency permit (original + copy).**
 - **An additional medical insurance, providing full coverage (for health risks, medical bills, medication, hospitalization, repatriation, etc.) during the entirety of the stay, is strongly advised due to the fact that the provincial medical plan is insufficient. This is mandatory for all stays less than six months.**
 - **An insurance certificate for personal liability—this insurance covers you for unintentional bodily injuries or property damage resulting from your personal actions—or a statement (affidavit) requesting that you acquire this insurance upon arrival in France (original + copy).**

In regard to last two insurance certificates, you must include in your file:

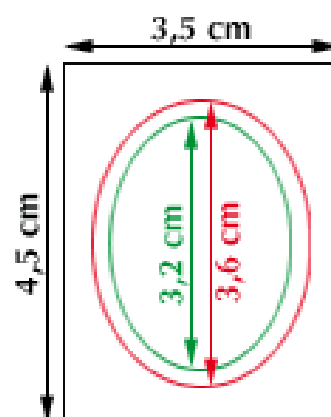
- 1. Proof of purchase;**
 - 2. Your name, address, your coverage dates, and the signature of an authority must appear on the documents;**
 - 3. The policy brochures containing the terms and conditions for each insurance;**
 - 4. Attach a photocopy of the corresponding pages, or attach a second brochure and highlight the exact passages which indicate that the applicant will be covered for the entirety of his/her stay in France, and the passage indicating the guarantees offered.**
- The registration form from the Campus-France Canada Web site (www.canada.campusfrance.org), which can be downloaded from the student's personal page, including the student's Campus France identity number. Applicants must bring their CampusFrance ID number (www.canada.campusfrance.org). See *section 9* for instructions.**
 - The original acceptance letter from the university in France, specifying that the student is registered in an inter-university exchange program, as well as the session dates.**
 - The original acceptance letter from the university in Canada, specifying that the student has been accepted to participate in an inter-university exchange.**

4. Photo specifications

In order to avoid all file-processing delays, please abide by the following recommendations for identity photos. Only photos taken by professional photographers are accepted.

a. FORMAT:

- The format for the photos must be 3.5 X 4.5 cm in colour (1.4" X 1.9")
- The photos must show the full front view of the head, with the face in the middle of the photo, and include the top of the shoulders.
- The size of the head, from chin to crown, must be between 32 mm and 36 mm or must fill 70% to 80% of the picture.
- The applicant's face must be square to the camera.
- The photos must be identical and taken within the last six months and give a perfect representation of the applicant's current appearance.
- It is advised that the photos not be cut.



b. QUALITY OF PHOTOS:

- The brightness and contrast must show the natural colour of the skin. There should be no glare or red eye.
- The applicant should have a neutral expression, neither frowning nor smiling, with their mouth closed and eyes clearly visible.
- Stylized poses (over the shoulder look, leaned head, etc.) are prohibited.
- The head must not be covered with a headdress or scarf, headband or other decorative objects. There are no exceptions to this rule.

If you wear glasses, you are not required to wear them in the photograph. You may wear non-tinted or tinted prescription glasses as long as your eyes are clearly visible. Make sure that the frame does not cover any part of your eyes. Sunglasses are not acceptable.

5. Application for long-term visa (6 pages)

IMPORTANT

You application will be returned to you if it is not properly completed or if all required documents have not been submitted.



DEMANDE POUR UN VISA DE LONG SÉJOUR

(formulaire gratuit)

N° | | | | | | | | | | | | | | | |

RÉSERVÉ A L'ADMINISTRATION
 DATE DU DÉPÔT DE LA DEMANDE
 DEMANDE TRAITÉE PAR

CACHET DU POSTE

EMPLACEMENT DU TALON

NATURE DU VISA
 LONG SÉJOUR
 SÉJOUR TEMPORAIRE

IMPORTANT : TOUTES LES RUBRIQUES DOIVENT ÊTRE COMPLÉTÉES EN MAJUSCULES. EN CAS D'ERREUR OU D'OMISSION, IL NE POURRA ÊTRE DONNÉ SUITE A VOTRE DEMANDE. LE FORMULAIRE DOIT ÊTRE DATÉ ET SIGNÉ PAGE 2.

PIECES JOINTES
 1.
 2.
 3.
 4.
 5.
 6.
 7.

1. NOM

2. PRÉNOM(S) 3. SEXE (*) M F

NAISSANCE 4. DATE J M A 5. LIEU 6. PAYS

7. AUTRE(S) NOM(S) (JEUNE FILLE, ALIAS, PSEUDONYME, ETC.)

NATIONALITÉ 8. ACTUELLE 9. D'ORIGINE

10. NATURE DU DOCUMENT DE VOYAGE (PASSEPORT, LAISSEZ-PASSER, ...) 11. NUMÉRO

12. NATIONALITÉ DU DOCUMENT 13. DÉLIVRÉ LE J M A A 14. EXPIRANT LE J M A

15. ADRESSE (N°, RUE, VILLE, CODE POSTAL, PAYS)
 Tél.:

16. PROFESSION

17. EMPLOYEUR (NOM, QUALITÉ, ADRESSE)
 Tél.:

18. SITUATION DE FAMILLE (*) CÉLIBAIRE MARIÉ(E) SÉPARÉ(E) DIVORCÉ(E) VEUF(VE)

19. SI VOUS ÊTES ÉTRANGER AU PAYS DANS LEQUEL LA DEMANDE EST PRÉSENTÉE, VEUILLEZ INSCRIRE LES RÉFÉRENCES DE VOTRE TITRE DE SÉJOUR OU PERMIS DE RÉSIDENCE
 NUMÉRO DÉLIVRÉ LE J M A A
 PAR VALABLE JUSQU'À J M A

DÉCISION DU POSTE
 DATE :
 MOTIFS :

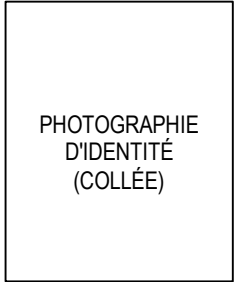
20. SI VOUS COMPTEZ EFFECTUER CE SÉJOUR EN FRANCE AVEC DES MEMBRES DE VOTRE FAMILLE, VEUILLEZ INDIQUER :

LE LIEN DE PARENTÉ	NOMS, PRÉNOMS	DATE DE NAISSANCE	NATIONALITÉ
		J M A	

21. JE SOLLICITE UN VISA POUR LE MOTIF SUIVANT
 ET POUR UNE DURÉE DE

22. QUELLE SERA VOTRE ADRESSE EN FRANCE PENDANT VOTRE SÉJOUR ?

23. EXERCEZ-VOUS UNE ACTIVITÉ RÉMUNÉRÉE EN FRANCE ? (*) OUI NON
 SI OUI, LAQUELLE ?
 NOM, QUALITÉ, ADRESSE COMPLETE, TÉLÉPHONE DE L'EMPLOYEUR :



(*) Mettre une croix dans la case correspondant à votre réponse

24. POURSUIVREZ-VOUS DES ÉTUDES EN FRANCE ? (*)

OUI NON

SI OUI, LESQUELLES ?

NOM ET ADRESSE DE L'ÉTABLISSEMENT SCOLAIRE OU UNIVERSITAIRE AUPRES DUQUEL OUS ETES INSCRIT(E) :

25. EFFECTUEREZ-VOUS UN STAGE EN FRANCE ? (*)

OUI NON

SI OUI, INDIQUEZ L'OBJET DU STAGE :

NOM ET ADRESSE DE L'ORGANISME OU SERA EFFECTUÉ LE STAGE :

26. QUELS SERONT VOS MOYENS D'EXISTENCE EN FRANCE ?

SEREZ-VOUS TITULAIRE D'UNE BOURSE ? (*)

OUI NON

SI OUI, INDIQUEZ LE NOM, L'ADRESSE DE L'ORGANISME ET LE MONTANT DE LA BOURSE :

27. AVEZ-VOUS DES ATTACHES FAMILIALES EN FRANCE ? (*)

OUI NON

SI OUI, INDIQUEZ LEUR NOM, NATIONALITÉ, LIEN DE PARENTÉ, ADRESSE ET TÉLÉPHONE :

28. AVEZ-VOUS DES RÉPONDANTS EN FRANCE ? (*)

OUI NON

SI OUI, INDIQUEZ LEUR NOM, NATIONALITÉ, QUALITÉ, ADRESSE ET TÉLÉPHONE :

29. AVEZ-VOUS DÉJÀ RÉSIDÉ PLUS DE TROIS MOIS CONSÉCUTIFS EN FRANCE ? (*)

OUI NON

SI OUI, PRÉCISEZ A QUELLE(S) DATE(S) ET POUR QUEL(S) MOTIF(S) :

A QUELLE(S) ADRESSE(S) ?

FAIT A

LE

SIGNATURE DU DEMANDEUR
OU DU REPRÉSENTANT LÉGAL POUR LES MINEURS

Je m'engage à quitter le territoire français à l'expiration du titre de séjour qui me sera éventuellement accordé. Ma signature engage ma responsabilité et m'expose, outre les poursuites prévues par la loi en cas de fausse déclaration, à me voir refuser tout visa à l'avenir.

La loi n° 78-17 du 6 janvier 1978 relative à l'informatique et aux libertés me donne la possibilité d'obtenir communication des informations enregistrées concernant cette demande de visa afin de vérifier leur exactitude et de faire redresser toute anomalie constatée. Ce droit d'accès s'exerce auprès du chef de poste.



DEMANDE POUR UN VISA DE LONG SÉJOUR

(formulaire gratuit)

N° | | | | | | | | | | | | | | | |

RÉSERVÉ A L'ADMINISTRATION
 DATE DU DÉPÔT DE LA DEMANDE
 DEMANDE TRAITÉE PAR

CACHET DU POSTE

EMPLACEMENT DU TALON

NATURE DU VISA
 LONG SÉJOUR
 SÉJOUR TEMPORAIRE

IMPORTANT : TOUTES LES RUBRIQUES DOIVENT ÊTRE COMPLÉTÉES EN MAJUSCULES. EN CAS D'ERREUR OU D'OMISSION, IL NE POURRA ÊTRE DONNÉ SUITE A VOTRE DEMANDE. LE FORMULAIRE DOIT ÊTRE DATÉ ET SIGNÉ PAGE 2.

PIECES JOINTES
 1.
 2.
 3.
 4.
 5.
 6.
 7.

1. NOM

2. PRÉNOM(S) 3. SEXE (*) M F

NAISSANCE 4. DATE J M A 5. LIEU 6. PAYS

7. AUTRE(S) NOM(S) (JEUNE FILLE, ALIAS, PSEUDONYME, ETC.)

NATIONALITÉ 8. ACTUELLE 9. D'ORIGINE

10. NATURE DU DOCUMENT DE VOYAGE (PASSEPORT, LAISSEZ-PASSER, ...) 11. NUMÉRO

12. NATIONALITÉ DU DOCUMENT 13. DÉLIVRÉ LE J M A A 14. EXPIRANT LE J M A

15. ADRESSE (N°, RUE, VILLE, CODE POSTAL, PAYS)
 Tél.:

16. PROFESSION

17. EMPLOYEUR (NOM, QUALITÉ, ADRESSE)
 Tél.:

18. SITUATION DE FAMILLE (*) CÉLIBAIRE MARIÉ(E) SÉPARÉ(E) DIVORCÉ(E) VEUF(VE)

19. SI VOUS ÊTES ÉTRANGER AU PAYS DANS LEQUEL LA DEMANDE EST PRÉSENTÉE, VEUILLEZ INSCRIRE LES RÉFÉRENCES DE VOTRE TITRE DE SÉJOUR OU PERMIS DE RÉSIDENCE
 NUMÉRO DÉLIVRÉ LE J M A A
 PAR VALABLE JUSQU'À J M A

DÉCISION DU POSTE
 DATE :
 MOTIFS :

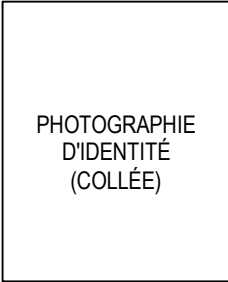
20. SI VOUS COMPTEZ EFFECTUER CE SÉJOUR EN FRANCE AVEC DES MEMBRES DE VOTRE FAMILLE, VEUILLEZ INDIQUER :

LE LIEN DE PARENTÉ	NOMS, PRÉNOMS	DATE DE NAISSANCE	NATIONALITÉ
J	M	A	

21. JE SOLLICITE UN VISA POUR LE MOTIF SUIVANT
 ET POUR UNE DURÉE DE

22. QUELLE SERA VOTRE ADRESSE EN FRANCE PENDANT VOTRE SÉJOUR ?

23. EXERCEZ-VOUS UNE ACTIVITÉ RÉMUNÉRÉE EN FRANCE ? (*) OUI NON
 SI OUI, LAQUELLE ?
 NOM, QUALITÉ, ADRESSE COMPLETE, TÉLÉPHONE DE L'EMPLOYEUR :



(*) Mettre une croix dans la case correspondant à votre réponse

24. POURSUIVREZ-VOUS DES ÉTUDES EN FRANCE ? (*)

OUI NON

SI OUI, LESQUELLES ?

NOM ET ADRESSE DE L'ÉTABLISSEMENT SCOLAIRE OU UNIVERSITAIRE AUPRES DUQUEL OUS ETES INSCRIT(E) :

25. EFFECTUEREZ-VOUS UN STAGE EN FRANCE ? (*)

OUI NON

SI OUI, INDIQUEZ L'OBJET DU STAGE :

NOM ET ADRESSE DE L'ORGANISME OU SERA EFFECTUÉ LE STAGE :

26. QUELS SERONT VOS MOYENS D'EXISTENCE EN FRANCE ?

SEREZ-VOUS TITULAIRE D'UNE BOURSE ? (*)

OUI NON

SI OUI, INDIQUEZ LE NOM, L'ADRESSE DE L'ORGANISME ET LE MONTANT DE LA BOURSE :

27. AVEZ-VOUS DES ATTACHES FAMILIALES EN FRANCE ? (*)

OUI NON

SI OUI, INDIQUEZ LEUR NOM, NATIONALITÉ, LIEN DE PARENTÉ, ADRESSE ET TÉLÉPHONE :

28. AVEZ-VOUS DES RÉPONDANTS EN FRANCE ? (*)

OUI NON

SI OUI, INDIQUEZ LEUR NOM, NATIONALITÉ, QUALITÉ, ADRESSE ET TÉLÉPHONE :

29. AVEZ-VOUS DÉJÀ RÉSIDÉ PLUS DE TROIS MOIS CONSÉCUTIFS EN FRANCE ? (*)

OUI NON

SI OUI, PRÉCISEZ A QUELLE(S) DATE(S) ET POUR QUEL(S) MOTIF(S) :

A QUELLE(S) ADRESSE(S) ?

FAIT A

LE

SIGNATURE DU DEMANDEUR
OU DU REPRÉSENTANT LÉGAL POUR LES MINEURS

Je m'engage à quitter le territoire français à l'expiration du titre de séjour qui me sera éventuellement accordé. Ma signature engage ma responsabilité et m'expose, outre les poursuites prévues par la loi en cas de fausse déclaration, à me voir refuser tout visa à l'avenir.

La loi n° 78-17 du 6 janvier 1978 relative à l'informatique et aux libertés me donne la possibilité d'obtenir communication des informations enregistrées concernant cette demande de visa afin de vérifier leur exactitude et de faire redresser toute anomalie constatée. Ce droit d'accès s'exerce auprès du chef de poste.

TRANSLATION AND GUIDELINES FOR FILLING OUT A LONG-STAY VISA APPLICATION FORM FOR FRANCE.

This form can be filled out either in English or French. There are two pages: A and B. Use either black or blue ink. Fill out each form completely. Do not leave anything blank. If one of the items does not apply to you, write N/A (not applicable) or S/O ("sans objet"). Corrections are allowed as long as they are done neatly. **Incomplete or incorrect applications will not be processed.** Do not write anything in the *administration* column on the right-hand side or at the top of the form.

Applicants must ensure that one **recent** (six-months old maximum) **identity picture** (photocopies are not accepted) **is attached to each form.** The pictures can be done with an automatic machine, with a light background, provided the photo quality is decent. Applicants will need to submit the relevant number of photos depending on the type of long-stay visa they are applying for. **Black-and-white and colour photos are accepted.** Each applicant will submit their own form(s).

SIDE A

1. Write your last name (s) as it (they) appears on your passport.
2. Write your first name (s) as it (they) appear on your passport.
3. Select your gender: male or female.
4. Write your birth date following this format: **day/month/year.**
5. Write your place of birth in this order: city/province.
6. Write the name of your country of birth.
7. Write other names you use or other given names: i.e. middle, maiden and/or married names, alias, changed to, etc. Please specify.
8. Write your current nationality (the country that issued your passport using for this visa).
9. Write your birth, former nationality or other nationality you might have or had in the past.
10. Indicate the type of document you are using to apply for this visa: i.e. passport, travel document, refugee document, etc.
11. Write the document number.
12. Write the name of the country that issued that document.
13. Indicate the issue date: day/month/year. A) City where it was issued.
14. Indicate the expiry date of expiry: day/month/year.
15. Print your full address including your postal code.
16. Write your occupation. If you are student specify what kind of studies you are taking.
17. Write your employer's name, full address and phone number. If you are a student, write the name and phone number of your school or university.
18. Select your civil status: put an **x** next to either single, married, separated, divorced, widow. Add "common law" if applicable.
19. If you are a foreigner in the country where you are presenting this application, indicate your current residency status, i.e. landed immigrant, work or study permit, etc., and specify the document number, issue and expiry date, city and country where the document was issued, and institution or government who issued the document. Attach photocopy of this document to your application.
20. If family members will accompany you to France, please indicate their relation to you, their surname, first name, birth date and nationality. A separate application is needed for each person accompanying you.
21. Indicate the reason for requesting this visa and the duration of your stay in France.
22. Indicate the address where you will stay in France. If this is unknown, explain.
23. Indicate whether or not you intend to work in France by circling yes or no. If you do, describe the job, including unpaid positions such as volunteer work or unpaid internships. Write your future employer's full name, address and phone number.

SIDE B. PLACE AN X IN THE YES OR NO BOX AND SPECIFY.

24. Are you going to study in France? What kind of studies? Indicate the name and address of the institution where you are registered.
25. Are you going to France for an internship or volunteer work? Specify. Indicate the name and address of the host institution.
26. What will be your financial resources while in France? Specify. Will you receive a scholarship? Write the name of the institution that granted the scholarship, the amount and the duration of the grant.
27. Do you have family in France? If so, specify the parental link and write their full name, address, phone number and nationality.
28. Do you have acquaintances, contact person or institution in France? Write their name, occupation, address and phone number.
29. Have you ever lived in France for longer than three months? If so, indicate these dates and the reason of your stay and your address at the time.

At (name of the city where you live)
Date

Applicant's signature
Parent or legal guardian, if the applicant is less than 18 years old.

Read this before signing: I, the visa applicant, hereby make a written statement to leave French territory upon expiry of either my residence permit or temporary long-stay visa. I declare that I have answered all questions fully and truthfully and understand that my signature renders me liable, in case of false statement, to the laying of charges. It could also lead to the denial of any future visa for France. Law No. 78-17 of January 6, 1978, regarding access to personal data, makes it possible for me to obtain a copy of any registered information related to my visa application so that I can verify their accuracy and correct any incorrect information.

6. Affidavit
(Replaces proof of liability insurance)

This certificate is to be attached to your file if you don't have liability insurance



EMBASSY OF FRANCE IN CANADA

YOUTH EXCHANGES AGREEMENT

VISA 2B: Inter-University Exchange

AFFIDAVIT

I, the undersigned (name and given name):

Canadian citizen holding passport n°

Visa applicant within the France-Canada Youth Exchanges Agreement, I hereby certify that I will subscribe to a liability insurance for the duration of my stay upon my arrival in France.

Place: _____

Date: _____

Signature:

7. Proof of sufficient financial means
(To complete and have signed by your financial institution)



EMBASSY OF FRANCE IN CANADA

PROOF OF SUFFICIENT FINANCIAL MEANS

VISA 2B: Inter-University Exchange

AFFIDAVIT

I, the undersigned: _____

Financial institution branch director _____

Certify that:

- _____ **father / mother of**
- _____ **of Canadian nationality,**

are holder of an account at our financial institution, and have the financial capacity to provide for the needs of their child for the duration of their stay in France,

From _____ to _____ on the basis of a monthly allowance of

1,000 Canadian dollars (or \$1,500 for applicants who reside within the Vancouver district).

Place: _____ **Date:** _____

Signature of the financial institution's director and stamp:

8. Document Check List
(Attach to your file)



EMBASSY OF FRANCE IN CANADA

YOUTH EXCHANGES AGREEMENT
VISA 2B: Inter-University Exchange

Name:

Given

name(s):

Telephone number:

E-mail:

Departure date:

Start date for courses in France:

In order to facilitate processing your application, please submit all documents in the order listed below.

Documents to provide	Original	Photocopy
• Check list	<input type="checkbox"/>	N/A
• Valid Canadian passport	<input type="checkbox"/>	<input type="checkbox"/>
• two(2) applications for a long-term visa	<input type="checkbox"/>	N/A
• three(3) recent identity photos	<input type="checkbox"/>	N/A
• Campus-France registration form	<input type="checkbox"/>	<input type="checkbox"/>
• Acceptance letter from establishment in France	<input type="checkbox"/>	<input type="checkbox"/>
• Acceptance letter from establishment in Canada	<input type="checkbox"/>	<input type="checkbox"/>
• Provincial medical coverage letter	<input type="checkbox"/>	<input type="checkbox"/>
• Liability insurance or affidavit	<input type="checkbox"/>	<input type="checkbox"/>
• Complementary medical insurance	<input type="checkbox"/>	<input type="checkbox"/>
• Proof of sufficient financial means	<input type="checkbox"/>	<input type="checkbox"/>
• Roundtrip plane ticket	<input type="checkbox"/>	<input type="checkbox"/>
• Prepaid envelope if file is sent by mail	<input type="checkbox"/>	N/A

9. Campus France Notice



PROCEDURES FOR STUDENTS WHO ARE ON AN OFFICIAL EXCHANGE, HOLD A CANADIAN CITIZENSHIP AND ELIGIBLE FOR A 2B VISA

1) Register

Go to www.canada.campusfrance.org and click on "REGISTRATION".
Fill in the form until you get a CampusFrance(CF) ID Number (ie: CAxxxxxx)

Then go back to www.canada.campusfrance.org and click on "GO TO MY CAMPUS FRANCE"

2) CampusFrance Form

Fill in all the tabs:

- Curriculum
- School reports/transcripts
- Linguistic Skills (You do not need to provide a French test unless required by the host university)
- Internships and experiences
- Motivations
- Validation

3) My Procedures

Fill in my procedures – Choose the school or university you wish to attend.

4) Appointment

You are exempt from the CampusFrance interview. You apply directly for your visa following instructions of the visa process on the French Consulate Web site.

Make sure you provide your CampusFrance ID number to the visa department at the time of your appointment

10. How and where to submit your visa application

Depending on the province in which you reside, visit the following Web site for submission information:

- General Consulate of France in Toronto for the residents of:
<http://www.consulfrance-toronto.org>
 - Ontario
 - Manitoba
 - Saskatchewan

- General Consulate of France in Montreal for the residents of:
<http://www.consulfrance-montreal.org/spip.php?article1054>
 - Quebec
 - Nova Scotia
 - New Brunswick
 - Prince Edward Island
 - Newfoundland and Labrador
 - Nunavut

- General Consulate of France in Vancouver for the residents of:
<http://www.consulfrance-vancouver.org>
 - British Columbia
 - Alberta
 - Yukon
 - Northwest Territories

ATTENTION: Please refer to the General Consulates' Web sites to learn more about the access methods for visa services (booking appointments, mail-in dossiers, etc.)/.