

## YOUTH EXCHANGES AGREEMENT

### 2E VISA APPLICATION KIT: Working Holiday Visa

The 2E visa kit was created by the Embassy of France in Canada to enable you to prepare and submit a complete file to the visa services of the General Consulate of France for your district. We kindly request that you present your file in the order indicated in the check list.



#### TABLE OF CONTENTS

1. The 2E visa: presentation .....	2
2. Eligibility conditions.....	2
3. Required documents .....	2
4. Specifications for identity photos .....	4
5. Long term visa application (6 pages).....	4
6. Affidavit .....	11
7. Proof of sufficient financial means .....	12
8. Document Check List.....	13
9. How and where to submit your visa application?.....	14

## 1. The 2E visa: presentation

This visa is meant for young Canadians wishing to travel to France for touristic and cultural purposes, all the while being authorized to work for financial sustenance.

↳ *Length of stay: 4, 6 or 12 months*

## 2. Eligibility conditions

- Must be between the ages of 18 and 35 upon submission of application,
- Must be a Canadian citizen and reside in Canada upon submission of application,
- Must be in possession of a Canadian passport, valid for a minimum of 3 months after the completion of the visit,
- Cannot benefit more than once from this visa, or from two other types of visas in this agreement,
- Must be financially solvent for the duration of the visit.

## 3. Required documents

The following is a list of documents that you will be required to provide in order to submit your application for a visa. The visa service will return all the original documents.

- Two long term visa applications duly completed and signed.
- Three recent original identity photos. The format must be 35 mm X 45 mm with a clear and plain background. One photo must be affixed on each form, and a third must be added to the file.
- In case of application submission by mail, you must attach a document specifying the departure date from Canada to France.
- Your Canadian passport + photocopy. It must be valid for at least 3 months after the end of your stay in France. It must contain your signature as well as a minimum of two blank pages. The visa is validated by a sticker that will be affixed to one of the pages of the passport.
- Return flight ticket, or proof of sufficient financial means to purchase it before your departure (minimum of CAD \$1,000 or CAD \$1,500 for the Vancouver district).
- Proof of sufficient financial means (at least 3,000 dollars) such as:
  - Letter from your bank, or bank statement proving that you possess the minimum amount required to obtain your visa. Your name and bank coordinates must be indicated on the document as well as the name and

signature of a bank representative. Documents obtained through the Internet or from automatic teller machines (ATM) are not accepted,  
or:

- An affidavit, signed by a guardian, attesting to the fact that they will provide the minimum required amount of \$3,000, signed and notarized before a public notary. If the guarantor resides in France, attach proof of financial support, such as a bank statement, tax form, letter from employer, etc., and proof of French nationality or residence status in France, i.e. residence permit.

or:

- Proof of sufficient financial means (annex 7) signed by your financial institution.

- A cover letter addressed to the General Consulate of France specifying that you would like to benefit from the Youth Exchanges Agreement, and explaining your reasons for requesting this visa (including the approximate dates of your departure from Canada for France).
- An Xpress, Fedex or Purolator envelope with prepaid postage for the return of your file (if your application is submitted by mail).
- A document from your provincial insurance (agreement letter with social security) indicating that you retain access to this organism for the length of your stay in France (original + copy).
- An additional medical insurance certificate that will provide full coverage (for health risks, medical bills, medication, hospitalisation, repatriation, etc.) during the entirety of the stay is compulsory because the provincial medical plan is insufficient (original + copy).
- Insurance certificate for personal liability (this insurance covers you for liabilities involving damages to unintentional bodily injury or property damage arising from your personal actions) or a statement (affidavit) obliging you to acquire this insurance upon arrival in France (original + copy).

In regards to the last 2 insurance certificates, you must include in your file:

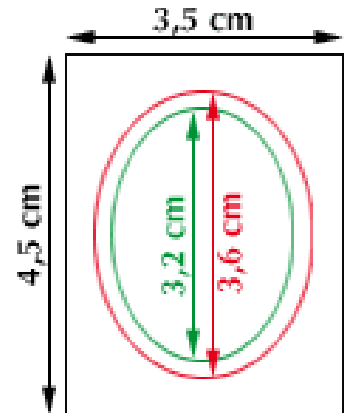
1. Proof of purchase;
2. Your name, address, your coverage dates, and the signature of an authority must appear on the documents;
3. The policy brochures containing the terms and conditions for each insurance;
4. Attach a photocopy of the corresponding pages, or attach a second brochure and highlight the exact passages which indicate that the applicant will be covered for the entirety of his/her stay in France, and the passage indicating the guarantees offered.

## 4. Specifications for identity photos

In order to ensure that there is no delay in processing your file, please abide by the following recommendations for identity photos. Only photos taken by professional photographers are accepted.

### a. FORMAT:

- The format for the photos must be 3,5 X 4,5 cm in colour (1,4" X 1,9")
- The portrait must be taken so that only the top of the shoulders (or the bottom of the neck) are visible.
- The length of the face must be between 32mm and 36mm or must occupy 70% to 80% of the negative.
- The face must be correctly centred in the photo.
- The photo must be taken within six months of submission and must resemble the applicant perfectly.
- It is advised that the photos not be cut.



### b. QUALITY OF PHOTOS AND ATTITUDES:

- The brightness and contrast must show the natural colour of the skin. The flash cannot reflect on all or any part of the face, and there can't be any red eye.
- The facial expression must be neutral without any hair covering the eyes, and the mouth must be closed.
- It must be a full frontal view of the face. The two sides of the face must appear clearly.
- Stylized poses (over the shoulder look, leaned head, etc.) are prohibited.
- The head must appear without headdress or scarf, headband or other decorative objects. There are no exceptions to this rule.
- If you wear glasses, you are not required to wear them in the photograph. If you choose to wear glasses in the photo your eyes must appear clearly; no dark lenses, no reflection on the lenses, the frame cannot hide part of your eyes, and discreet frames are preferable.

## 5. Long term visa application (6 pages)

# **IMPORTANT**

**You application will be returned to you if it is not properly completed, or if all of the necessary documents have not been submitted.**



DEMANDE POUR UN VISA DE LONG SÉJOUR

(formulaire gratuit)

N° | | | | | | | | | | | | | | | |

RÉSERVÉ A L'ADMINISTRATION  
 DATE DU DÉPÔT DE LA DEMANDE  
 DEMANDE TRAITÉE PAR

CACHET DU POSTE

EMPLACEMENT DU TALON

NATURE DU VISA  
 LONG SÉJOUR  
 SÉJOUR TEMPORAIRE

**IMPORTANT :** TOUTES LES RUBRIQUES DOIVENT ÊTRE COMPLÉTÉES EN MAJUSCULES. EN CAS D'ERREUR OU D'OMISSION, IL NE POURRA ÊTRE DONNÉ SUITE A VOTRE DEMANDE. LE FORMULAIRE DOIT ÊTRE DATÉ ET SIGNÉ PAGE 2.

PIECES JOINTES  
 1.  
 2.  
 3.  
 4.  
 5.  
 6.  
 7.

1. NOM

2. PRÉNOM(S) 3. SEXE (\*) M  F

NAISSANCE 4. DATE J M A 5. LIEU 6. PAYS

7. AUTRE(S) NOM(S) (JEUNE FILLE, ALIAS, PSEUDONYME, ETC.)

NATIONALITÉ 8. ACTUELLE 9. D'ORIGINE

10. NATURE DU DOCUMENT DE VOYAGE (PASSEPORT, LAISSEZ-PASSER, ...) 11. NUMÉRO

12. NATIONALITÉ DU DOCUMENT 13. DÉLIVRÉ LE J M A A 14. EXPIRANT LE J M A

15. ADRESSE (N°, RUE, VILLE, CODE POSTAL, PAYS)  
 Tél.:

16. PROFESSION

17. EMPLOYEUR (NOM, QUALITÉ, ADRESSE)  
 Tél.:

18. SITUATION DE FAMILLE (\*) CÉLIBAIRE  MARIÉ(E)  SÉPARÉ(E)  DIVORCÉ(E)  VEUF(VE)

19. SI VOUS ÊTES ÉTRANGER AU PAYS DANS LEQUEL LA DEMANDE EST PRÉSENTÉE, VEUILLEZ INSCRIRE LES RÉFÉRENCES DE VOTRE TITRE DE SÉJOUR OU PERMIS DE RÉSIDENCE  
 NUMÉRO DÉLIVRÉ LE J M A A  
 PAR VALABLE JUSQU'À J M A

DÉCISION DU POSTE  
 DATE :  
 MOTIFS :

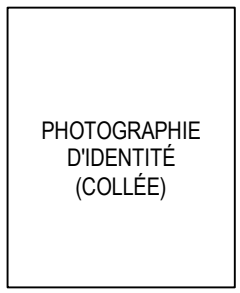
20. SI VOUS COMPTEZ EFFECTUER CE SÉJOUR EN FRANCE AVEC DES MEMBRES DE VOTRE FAMILLE, VEUILLEZ INDIQUER :

LE LIEN DE PARENTÉ	NOMS, PRÉNOMS	DATE DE NAISSANCE	NATIONALITÉ
		J M A	

21. JE SOLLICITE UN VISA POUR LE MOTIF SUIVANT  
 ET POUR UNE DURÉE DE

22. QUELLE SERA VOTRE ADRESSE EN FRANCE PENDANT VOTRE SÉJOUR ?

23. EXERCEZ-VOUS UNE ACTIVITÉ RÉMUNÉRÉE EN FRANCE ? (\*) OUI  NON   
 SI OUI, LAQUELLE ?  
 NOM, QUALITÉ, ADRESSE COMPLETE, TÉLÉPHONE DE L'EMPLOYEUR :



(\*) Mettre une croix dans la case correspondant à votre réponse

24. POURSUIVREZ-VOUS DES ÉTUDES EN FRANCE ? (\*)

OUI  NON

SI OUI, LESQUELLES ?

NOM ET ADRESSE DE L'ÉTABLISSEMENT SCOLAIRE OU UNIVERSITAIRE AUPRES DUQUEL OUS ETES INSCRIT(E) :

25. EFFECTUEREZ-VOUS UN STAGE EN FRANCE ? (\*)

OUI  NON

SI OUI, INDIQUEZ L'OBJET DU STAGE :

NOM ET ADRESSE DE L'ORGANISME OU SERA EFFECTUÉ LE STAGE :

26. QUELS SERONT VOS MOYENS D'EXISTENCE EN FRANCE ?

SEREZ-VOUS TITULAIRE D'UNE BOURSE ? (\*)

OUI  NON

SI OUI, INDIQUEZ LE NOM, L'ADRESSE DE L'ORGANISME ET LE MONTANT DE LA BOURSE :

27. AVEZ-VOUS DES ATTACHES FAMILIALES EN FRANCE ? (\*)

OUI  NON

SI OUI, INDIQUEZ LEUR NOM, NATIONALITÉ, LIEN DE PARENTÉ, ADRESSE ET TÉLÉPHONE :

28. AVEZ-VOUS DES RÉPONDANTS EN FRANCE ? (\*)

OUI  NON

SI OUI, INDIQUEZ LEUR NOM, NATIONALITÉ, QUALITÉ, ADRESSE ET TÉLÉPHONE :

29. AVEZ-VOUS DÉJÀ RÉSIDÉ PLUS DE TROIS MOIS CONSÉCUTIFS EN FRANCE ? (\*)

OUI  NON

SI OUI, PRÉCISEZ A QUELLE(S) DATE(S) ET POUR QUEL(S) MOTIF(S) :

A QUELLE(S) ADRESSE(S) ?

FAIT A

LE

SIGNATURE DU DEMANDEUR  
OU DU REPRÉSENTANT LÉGAL POUR LES MINEURS

Je m'engage à quitter le territoire français à l'expiration du titre de séjour qui me sera éventuellement accordé. Ma signature engage ma responsabilité et m'expose, outre les poursuites prévues par la loi en cas de fausse déclaration, à me voir refuser tout visa à l'avenir.

La loi n° 78-17 du 6 janvier 1978 relative à l'informatique et aux libertés me donne la possibilité d'obtenir communication des informations enregistrées concernant cette demande de visa afin de vérifier leur exactitude et de faire redresser toute anomalie constatée. Ce droit d'accès s'exerce auprès du chef de poste.



DEMANDE POUR UN VISA DE LONG SÉJOUR

(formulaire gratuit)

N° | | | | | | | | | | | | | | | |

RÉSERVÉ A L'ADMINISTRATION  
 DATE DU DÉPÔT DE LA DEMANDE  
 DEMANDE TRAITÉE PAR

CACHET DU POSTE

EMPLACEMENT DU TALON

NATURE DU VISA  
 LONG SÉJOUR  
 SÉJOUR TEMPORAIRE

**IMPORTANT :** TOUTES LES RUBRIQUES DOIVENT ÊTRE COMPLÉTÉES EN MAJUSCULES. EN CAS D'ERREUR OU D'OMISSION, IL NE POURRA ÊTRE DONNÉ SUITE A VOTRE DEMANDE. LE FORMULAIRE DOIT ÊTRE DATÉ ET SIGNÉ PAGE 2.

PIECES JOINTES  
 1.  
 2.  
 3.  
 4.  
 5.  
 6.  
 7.

1. NOM

2. PRÉNOM(S)  3. SEXE (\*) M  F

NAISSANCE 4. DATE  J  M  A 5. LIEU  6. PAYS

7. AUTRE(S) NOM(S) (JEUNE FILLE, ALIAS, PSEUDONYME, ETC.)

NATIONALITÉ 8. ACTUELLE  9. D'ORIGINE

10. NATURE DU DOCUMENT DE VOYAGE (PASSEPORT, LAISSEZ-PASSER, ...)  11. NUMÉRO

12. NATIONALITÉ DU DOCUMENT  13. DÉLIVRÉ LE  J  M  A  14. EXPIRANT LE  J  M  A

15. ADRESSE (N°, RUE, VILLE, CODE POSTAL, PAYS)  
  
 Tél.:

16. PROFESSION

17. EMPLOYEUR (NOM, QUALITÉ, ADRESSE)  
  
 Tél.:

18. SITUATION DE FAMILLE (\*) CÉLIBAIRE  MARIÉ(E)  SÉPARÉ(E)  DIVORCÉ(E)  VEUF(VE)

19. SI VOUS ÊTES ÉTRANGER AU PAYS DANS LEQUEL LA DEMANDE EST PRÉSENTÉE, VEUILLEZ INSCRIRE LES RÉFÉRENCES DE VOTRE TITRE DE SÉJOUR OU PERMIS DE RÉSIDENCE  
 NUMÉRO  DÉLIVRÉ LE  J  M  A  A   
 PAR  VALABLE JUSQU'À  J  M  A

DÉCISION DU POSTE  
 DATE :  
 MOTIFS :

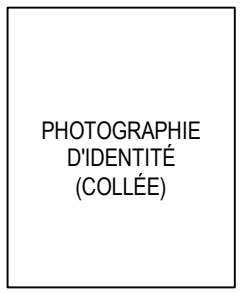
20. SI VOUS COMPTEZ EFFECTUER CE SÉJOUR EN FRANCE AVEC DES MEMBRES DE VOTRE FAMILLE, VEUILLEZ INDIQUER :

LE LIEN DE PARENTÉ	NOMS. PRÉNOMS	DATE DE NAISSANCE	NATIONALITÉ
<input type="text"/>	<input type="text"/>	<input type="text"/> J <input type="text"/> M <input type="text"/> A <input type="text"/>	<input type="text"/>

21. JE SOLLICITE UN VISA POUR LE MOTIF SUIVANT  
  
 ET POUR UNE DURÉE DE

22. QUELLE SERA VOTRE ADRESSE EN FRANCE PENDANT VOTRE SÉJOUR ?

23. EXERCEZ-VOUS UNE ACTIVITÉ RÉMUNÉRÉE EN FRANCE ? (\*) OUI  NON   
 SI OUI, LAQUELLE ?   
 NOM, QUALITÉ, ADRESSE COMPLETE, TÉLÉPHONE DE L'EMPLOYEUR :



(\*) Mettre une croix dans la case correspondant à votre réponse

24. POURSUIVREZ-VOUS DES ÉTUDES EN FRANCE ? (\*)

OUI  NON

SI OUI, LESQUELLES ?

NOM ET ADRESSE DE L'ÉTABLISSEMENT SCOLAIRE OU UNIVERSITAIRE AUPRES DUQUEL OUS ETES INSCRIT(E) :

25. EFFECTUEREZ-VOUS UN STAGE EN FRANCE ? (\*)

OUI  NON

SI OUI, INDIQUEZ L'OBJET DU STAGE :

NOM ET ADRESSE DE L'ORGANISME OU SERA EFFECTUÉ LE STAGE :

26. QUELS SERONT VOS MOYENS D'EXISTENCE EN FRANCE ?

SEREZ-VOUS TITULAIRE D'UNE BOURSE ? (\*)

OUI  NON

SI OUI, INDIQUEZ LE NOM, L'ADRESSE DE L'ORGANISME ET LE MONTANT DE LA BOURSE :

27. AVEZ-VOUS DES ATTACHES FAMILIALES EN FRANCE ? (\*)

OUI  NON

SI OUI, INDIQUEZ LEUR NOM, NATIONALITÉ, LIEN DE PARENTÉ, ADRESSE ET TÉLÉPHONE :

28. AVEZ-VOUS DES RÉPONDANTS EN FRANCE ? (\*)

OUI  NON

SI OUI, INDIQUEZ LEUR NOM, NATIONALITÉ, QUALITÉ, ADRESSE ET TÉLÉPHONE :

29. AVEZ-VOUS DÉJÀ RÉSIDÉ PLUS DE TROIS MOIS CONSÉCUTIFS EN FRANCE ? (\*)

OUI  NON

SI OUI, PRÉCISEZ A QUELLE(S) DATE(S) ET POUR QUEL(S) MOTIF(S) :

A QUELLE(S) ADRESSE(S) ?

FAIT A

LE

SIGNATURE DU DEMANDEUR  
OU DU REPRÉSENTANT LÉGAL POUR LES MINEURS

Je m'engage à quitter le territoire français à l'expiration du titre de séjour qui me sera éventuellement accordé. Ma signature engage ma responsabilité et m'expose, outre les poursuites prévues par la loi en cas de fausse déclaration, à me voir refuser tout visa à l'avenir.

La loi n° 78-17 du 6 janvier 1978 relative à l'informatique et aux libertés me donne la possibilité d'obtenir communication des informations enregistrées concernant cette demande de visa afin de vérifier leur exactitude et de faire redresser toute anomalie constatée. Ce droit d'accès s'exerce auprès du chef de poste.

**TRANSLATION AND GUIDELINES ON HOW TO FILL OUT A LONG STAY VISA APPLICATION FORM FOR FRANCE.**

This form can be filled out either in English or in French. It has either two sides or two pages: A and B. Use either black or blue ink. Fill out each form completely. Do not leave anything blank. If one of the items does not apply to you, write N/A (not applicable) or S/O (“sans objet”). Corrections are allowed as long as they are done neatly. **Applications bearing incompletely or incorrectly filled out forms cannot be processed.** Do not write anything in the “administration” column on the right hand side nor at the top of the form.

Applicants must ensure that one **original** (no copies of any kind accepted) **identity** (no family shots) **recent** (6 months old maximum) **picture is glued to each form.** The pictures can be done in an automatic machine with a light background on condition that the result is of good quality print. Depending on the type of long stay visa you wish to apply for, you will need either two or six forms and therefore an equivalent number of identity pictures. **Black and white or color, you decide.** Each applicant submits his/her own forms.

**S I D E A**

1. Print your last name (s) as it (they) appears on your passport.
2. Your first name (s) as it (they) appear on your passport.
3. Write a cross in the selected gender: male or female.
4. Write your birth date in numbers following this order: **day/month/year.**
5. Write your place of birth in this order: city/province.
6. Write the name of your country of birth.
7. Write other names you use or are known for officially or unofficially: middle names, maiden, spousal, alias, birth name, changed to, etc. Please specify.
8. Write your current nationality i.e. the name of the country that issued the passport you are using for this visa.
9. Your birth, former nationality or other nationality you might have.
10. Type of document you are using to apply for this visa: is it a passport? or a travel document? (issued to refugees).
11. Number of that document (look for it inside the document).
12. Write the name of the country that issued that document.
13. Date on which it was issued: day/month/year. A) City where it was issued.
14. Date of expiry: day/month/year.
15. Print your full address including your postal code.
16. Write your occupation. If you are student specify what kind of studies you are taking.
17. Your employer's name, full address and phone number. If you are a student, write the name and phone number of your school or university.
18. Write your civil status: put an **x** next to either single, married, separated, divorced, widow. Add “common law” if applicable.
19. If you are a foreigner in the country where you are presenting this application, write what kind of status you possess: landed immigrant, holder of a student or employment authorization. Specify the type of document, it's number, date when it was issued, where (city and country name) what institution or government issued it and the expiry date. Attach photocopy of this document to your application.
20. If you intend to go to France accompanied by family members, please write: the parental link, their surname, first name, birth date and nationality. A separate application is needed for each one of them.
21. Specify the reason for requesting this visa. For how long are you requesting it?
22. What will be your address in France during your stay? If you don't know yet, explain.
23. Do you intend to work in France? Circle yes or no. If you do, describe what kind of job (including unpaid positions such as volunteer work or unpaid internships) Write your future employer's full name, address and phone number.

**SIDE B. PLACE AN X IN THE YES OR NO BOX AND SPECIFY.**

24. Are you going to study in France? What kind of studies? Name and address of the institution where you are registered.
25. Are you going to France on an internship or as a volunteer? What kind? Name and address of the institution hosting you.
26. What will be your financial resources while in France? Specify. Are you a scholarship holder? Write the name of the institution that granted it, the amount and the duration of the grant.
27. Do you have family in France? If you do, specify the parental link and write their full name, address, phone number as well as their nationality.
28. Do you have acquaintances or a contact person or institution in France? Write their name, occupation, address and phone number.
29. Have you ever lived in France for more than 3 months? If you have, write the dates and specify the reason of your stay and your address at the time.

Done in (name of the city where you live)  
Date

Applicant's signature  
Parent's or legal guardian's if the applicant is less than 18 years old.

**Read this before signing:** I, the visa applicant, hereby make a written statement to leave French territory upon expiry of either my residence permit or temporary long stay visa if granted. I declare that I have answered all questions fully and truthfully and understand that my signature renders me liable, in case of false statement, to the laying of charges. It could also lead to the denial of any future visa for France. Law No. 78-17 of January 6, 1978 regarding access to personal data, gives me the possibility of obtaining a copy of any registered information related to my visa application so that I can verify their accuracy and correct any mistake.

## 6. Affidavit

*(Replaces proof of liability insurance)*

***This certificate is to be attached to your file if you don't have liability insurance***



**EMBASSY OF FRANCE IN CANADA**

### **YOUTH EXCHANGES AGREEMENT**

**2E VISA: Working Holiday Visa**

#### **AFFIDAVIT**

**I, the undersigned (name and given name):** \_\_\_\_\_

**Canadian citizen holding passport n°** \_\_\_\_\_

**Visa applicant within the France-Canada Youth Exchanges Agreement, I hereby certify that I will subscribe to a liability insurance for the duration of my stay upon my arrival in France.**

**Place:** \_\_\_\_\_ **Date:** \_\_\_\_\_

**Signature:**

## 7. Proof of sufficient financial means

*(To complete and have signed by your financial institution)*



**EMBASSY OF FRANCE IN CANADA**

### **PROOF OF SUFFICIENT FINANCIAL MEANS**

#### **VISA 2E: Working Holiday Visa**

#### **AFFIDAVIT**

I, the undersigned: \_\_\_\_\_

Director of the branch from the financial institution \_\_\_\_\_

**Certify that:**

- \_\_\_\_\_ father / mother of  
 \_\_\_\_\_ of Canadian nationality,  
\_\_\_\_\_

are holder of an account at our financial institution, and have the financial capacity to provide for the needs of their child for the duration of their stay in France,

From \_\_\_\_\_ until \_\_\_\_\_ on the basis of a monthly allowance of

1,000 Canadian dollars (or 1,500\$ for Vancouver) for a three months period.

Place: \_\_\_\_\_ Date: \_\_\_\_\_

**Signature of the financial institution's  
director and stamp:**

## 8. Document Check List (Attach to your file)



## EMBASSY OF FRANCE IN CANADA

### YOUTH EXCHANGES AGREEMENT 2E VISA: Working Holiday Visa

Name:  
Given name:  
Telephone number:  
Email:  
Departure date:

In order to facilitate processing your application, please submit all documents in the order listed below.

Documents to provide	Original	Photocopy
• Check list	<input type="checkbox"/>	N/A
• Valid Canadian passport	<input type="checkbox"/>	<input type="checkbox"/>
• 2 long term visa applications	<input type="checkbox"/>	N/A
• 3 recent identity photos	<input type="checkbox"/>	N/A
• Cover letter	<input type="checkbox"/>	<input type="checkbox"/>
• Provincial medical coverage letter	<input type="checkbox"/>	<input type="checkbox"/>
• Liability insurance or affidavit	<input type="checkbox"/>	<input type="checkbox"/>
• Complementary medical insurance	<input type="checkbox"/>	<input type="checkbox"/>
• Roundtrip plane ticket and proof of sufficient financial means	<input type="checkbox"/>	<input type="checkbox"/>
• Proof of sufficient financial means (3,000 dollars)	<input type="checkbox"/>	<input type="checkbox"/>
• Prepaid envelope if file is sent by mail	<input type="checkbox"/>	N/A

## 9. How and where to submit your visa application?

Depending on the province in which you reside, you must submit your file to the:

- **General Consulate of France in Toronto for the residents of:**  
<http://www.consulfrance-toronto.org>
  - Ontario
  - Manitoba
  - Saskatchewan
  
- **General Consulate of France in Montreal for the residents of:**  
<http://www.consulfrance-montreal.org/spip.php?article1054>
  - Quebec
  - Nova Scotia
  - New Brunswick
  - Prince Edward Island
  - Newfoundland and Labrador
  - Nunavut
  
- **General Consulate of France in Vancouver for the residents of:**  
<http://www.consulfrance-vancouver.org>
  - British Columbia
  - Alberta
  - Yukon
  - Northwest Territories

**ATTENTION:** Please refer to the General Consulates' websites to learn more about the access methods for visa services (booking appointments, mail-in dossiers, etc.)/.